



**Description**

ETT Lighting's courtyard lamp has unique shape, design for long life, no maintenance performance. A variety of light distribution can be used in a variety of occasions.

**Key Features**

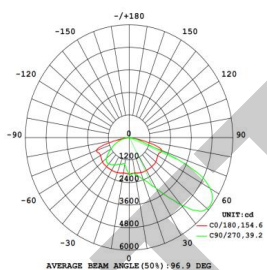
- High Lumen output
- Special-designed Glass optics lens
- A variety of light distribution

**Applications**

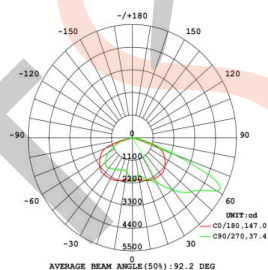
- courtyard
- The garden
- community
- causeway

**Photometry**

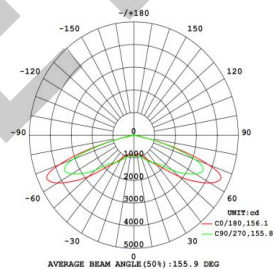
TYPE III (R01203)



TYPE IV (R01204)



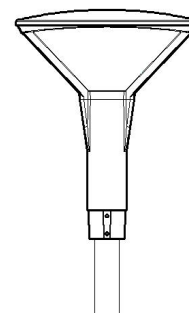
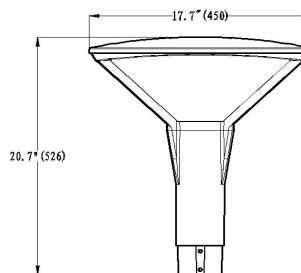
TYPE V (R01201)



**Specifications**

<b>Power Consumption</b>	40W	60W	75W	100W
<b>Luminous Flux (±5%)</b>	4800LM	7200LM	9000LM	12000LM
<b>Efficacy(5000K,RA70)</b>	120LM/W			
<b>Correlated Color Temperature</b>	3000K (4000K,5000K optional)			
<b>Color Rendering Index</b>	Ra>70 (Ra>80 optional)			
<b>Beam Type</b>	TYPE III (R01203)	TYPE IV(R01204)	TYPE V(R01201)	
<b>Input Voltage</b>	100-240VAC			
<b>Input Current</b>	Max 0.4A	Max 0.6A	Max 0.75A	Max 1.0A
<b>Power Factor</b>	≥0.9 at Max Load			
<b>Frequency</b>	50 / 60 Hz			
<b>Surge Protection</b>	Line-Line 4KV, Line-FG 4KV			
<b>Driver Type</b>	Constant Current (CC)			
<b>Size ( W x L x H )</b>	17.71" x 17.71" x20.7"(450 x 450 x 526mm)			
<b>Weight (Driver included)</b>	15.54±0.44Lbs (7.05±0.2kg)	15.69±0.44Lbs (7.12±0.2kg)	15.91±0.44Lbs (7.22±0.2kg)	16.4±0.44Lbs (7.42±0.2kg)
<b>Material</b>	<b>Body</b>	Cast Aluminum		
	<b>Optic</b>	Glass		
<b>Finish</b>	Powder Coating			
<b>Fixture Color</b>	Black			
<b>IP Rating</b>	IP 66			
<b>Mounting Option</b>	Round bar φ60mm/φ76mm			
<b>Operating Temperature</b>	-22°F ~ 113°F (-30°C ~ 45°C)			
<b>Life Time</b>	50,000 Hours (@77°F / 25°C)			
<b>Warranty</b>	5 Years			
<b>Dimmable</b>	No			
<b>Intelligent Control</b>	/			

**Dimension**



**Installation Ways**

Round rod installation

φ60mm or φ76mm opole